



3016 SPEED BASE & EDGE BEVELER

Angle range from 0°-4° in steps of .5°

PERFECT FOR TUNING OR BEVELING EDGES ON SKIS OR SNOWBOARDS. EASY TO USE AT HOME OR IN THE SHOP.



Speed Compact Edge shapener has been designed to work on the side edge or base edges. A smooth roller glides on base to avoid damage. Uses all 70mm files or diamonds.

Angle range from 0-4° in .5° increments.



TOOLS MFG. IN GERMANY


VISIT THE FK/SKS TOOLS SITE
www.FKTOOLS-US.COM

RUFFOLO, INC. 2926 75TH ST. KENOSHA, WI 53143 800-877-7025



3016 SPEED BASE & EDGE BEVELER

Angle range from 0°-4° in steps of .5°



www.FKTOOLS-US.COM



Instructions for using the 3016 SPEED COMPACT

The Speed Compact Edge Beveler is delivered with the file in the vertical position "A" to sharpen or bevel the side edge of your skis or snowboard. Always position the tool on the the base so that the roller "B" is rolling on the base and the file runs along the side edge "C".

The position of the file in the tool determines whether you file the side edge or the base edge. Using the screw driver provided, remove the file from the vertical position and place the file in the horizontal position "D" to tune the base edges.

Set the angle by setting the black dial "E" to the molded arrow "F" on the side of the tool that would lie adjacent to the base when using the tool. There is a molded arrow on each side of the tool.

Be sure to pull the tool only in the working direction as indicated by the arrow on the file



see Tuning tips online at www.fktools-us.com/tooltips.asp